


TR: THE INCLINED SHEAR CONTINUOUS FEED SHEAR










The BLACKLINE TR inclined shears, have been revised, updated and completed. The range has been extended with the introduction of TR-VHD (very heavy duty) shears with cutting forces of up to 1,800 tons, suitable for continuous shearing of any type of scrap, from profile, pipes, steel sheets to mixed and bulky scrap, demolition, rails, rebar, bales, etc...

- Automatic and continuous cutting cycle
- Open box
- Oscillating table inclined by 30°
- Cutting width up to 1400 mm
- Cutting force from 800 to 1800 t
- Lateral compression up to 500 t
- Vertical compression force up to 500 t
- No foundation required
- Installed power up to 950 kw
- Output up to 100 t/h



INCLINED SHEAR

TR



TAURUS BY C&G srl

Via Cesare Battisti, 77 21020 Daverio (VA) - Italy

Ph. +39 0332 947242 - info@taurusweb.it - www.taurusweb.it

